


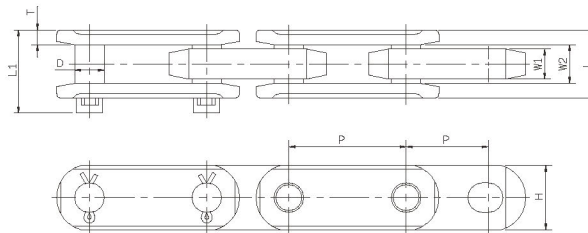
# DOUBLE FLEX CHAIN

This is a chain designed to operate in two planes. It's an excellent conveyor chain which has many uses in multitude of industries.

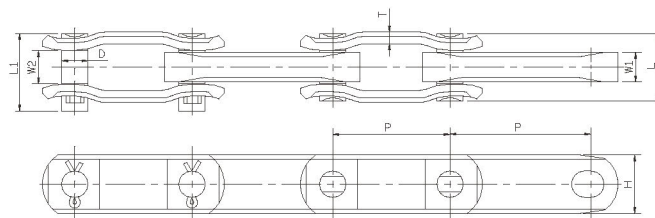
DF-3500 Double Flex chain articulates on two planes with a large sliding area to decrease wear on chain and sliding surface and provides maximum flexibility for both horizontal and vertical movement. DF-3500 and DF-3910 have induction hardened inner link plates and cup-shaped outer link plates. DF-3498 has straight outer link plates for greater flexibility.



(A)



(B)



CHAIN NO.	Type	Pitch	Dimension							Minimum Flex Radius	Minimum Tensile Strength kgf	Approx Weight kg/m
			P	W1	W2	D	L	L1	H			
DF3498	A	44.45										
		63.5	15.88	19.05	15.67	36.8	44.2	34.9	8.0	457	18400	5.9
DF3500	B	63.5										
		76.6	16.00	17.50	14.50	36.5	40.8	31.8	6.4	508	17400	4.9
DF3910	B	76.2										
		76.2	16.00	17.50	14.50	36.5	40.8	31.8	6.4	559	18000	4.8