



MicroMacro Mobile Inc.

Checkout Service API User Guide

API Version 2.0

October 02, 2017

Version History

Version	UpdatedAt	Note
1.0	February 19, 2016	The original Checkout Service API and documentation
2.0	October 02, 2017	We've rebuilt Checkout Service API from the ground up to be simpler, more consistent, and truly RESTful.

API Overview

All API URLs referenced in the documentation start with the following base:

★ Pass2U Checkout API Service base URL is <https://api.pass2u.net/v2/checkout>

HTTP Method	Endpoint	Function
GET	models?account={checkoutAccount}	Get redeemable campaigns about the checkout account
POST	models/{modelId}/campaigns/{campaignId}/barcodes/{barcodeMessage}/redeem?account={checkoutAccount}	Redeem the pass (One-time redemption)
DELETE	/checkout/models/{modelId}/campaigns/{campaignId}/barcodes/{barcode}/records	Unredeem the pass (One-time redemption)

Introduction

Pass2U offer the standardized interface in mobile app and website for Checkout Service. It is able to be redeemed and rewarded by merchants with customers. Also, we can help you integrate Checkout Service into your existing POS or create your own brand checkout service.

Technical Platform

- RESTful JSON web services via **HTTPS** connections
- Pass2U Runs a Series of Services on AWS
- Pass2U Takes PCI DSS (Payment Card Industry Data Security Standard Standard) to Protect Your Data

Getting Started

In order to get started, you'll need to do the following steps on Pass2U:

1. Log in to your [Pass2U Dashboard](#), and click **Create a Pass**.
2. Contact Pass2U Support via contact@micromacro.com.tw before we generate the API Key for you
3. Design your Model looking on Pass2U and set up campaigns for multiple checkout scenarios to be redeemed by Checkout Service
4. Use public download link, Email Service, SMS Service or Pass2U Pass API to generate and distribute your passes

API Key Security

Pass2U uses 32-characters length of Base64 encoded string as API Key to authenticate request. The API Key must be included in all API requests to Pass2U server in header 'Authorization' like the following sample:

```
x-api-key: e6a45207817bb8e9b1f3e67bb696067c
```

API Key should not be shared outside of your company

API Key allows access to your private data in Pass2U. They should not be shared outside of your company. If you have to change the API Key, please contact us to change your API Key.

Get redeemable campaigns about the checkout account

Get the redeemable campaigns that be set up with the checkout account.

URL Structure

Method	URL
GET	https://api.pass2u.net/v2/checkout/models?account={checkoutAccount}

Name	Type	Required	Description
checkoutAccount	String	Yes	You have created the checkout account under your Pass2U account.

HTTP Request Headers

x-api-key: {API_Key}

HTTP Request Body

none

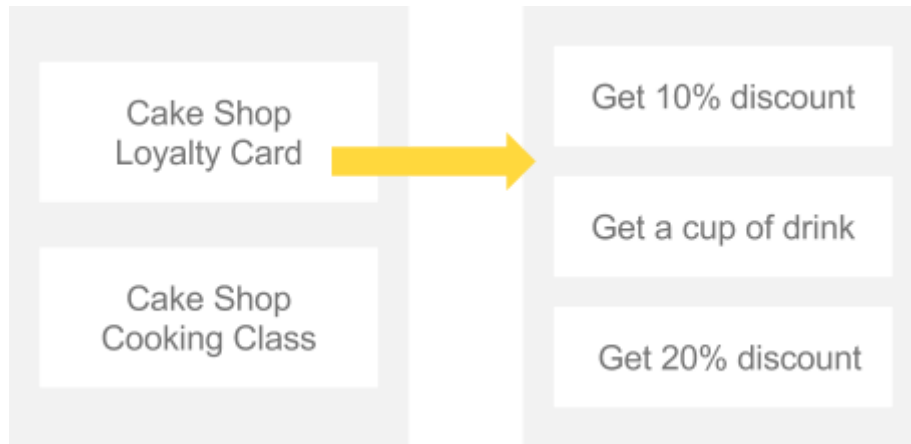
Example Response Body

Status: 200 OK , Return redeemable models successfully

```
[
  {
    "campaigns": [
      {
        "name": "Get 10% discount",
        "id": 381
      },
      {
        "name": "Get a cup of drink",
        "id": 382
      },
      {
        "name": "Get 20% discount",
        "id": 383
      }
    ],
    "modelId": 1248,
    "name": "Cake Shop Loyalty Card"
  },
  {
    "campaigns": [
      {
        "name": "12/10 Lession",
        "id": 355
      },
      {
        "name": "12/11 Lession",
        "id": 356
      }
    ],
    "modelId": 1250,
    "name": "Cake Shop Cooking Class"
  }
]
```

Name	Description
campaignName	The description of the checkout campaign name.
campaignId	The unique identifier of the checkout campaigns under your Pass2U account.
modelId	The unique identifier of the pass model. it has been set up related checkout campaigns with this checkout account.
name	The name of the pass name.

The following figure shows the recommended steps that occur when you request the checkout campaign list



Merchants need to choose the pass model which the customers want to use. If the pass have different redemption campaigns can also be used to identify different redemption purposes, you should be list the campaigns.

Status: 401 Unauthorized

API key is not valid. This account is not valid. No admin account.

Status: 404 Not Found

This account is not assigned for any campaign.

Status: 500 Internal Error

Internal error.

Redeem the pass (One-time redemption)

Check the validity of the barcode in the checkout campaign. For example, the same pass can be used to redeem for a discount campaign or a free drink campaign.

URL Structure

Method	URL
--------	-----

POST <https://api.pass2u.net/v2/checkout/models/{modelId}/campaigns/{campaignId}/barcodes/{barcode}/records?account={checkoutAccount}>

Name	Type	Required	Description
modelId	String	Yes	The unique identifier of the pass model. it has been set up related checkout campaigns with this checkout account.
campaignId	String	Yes	The unique identifier of the checkout campaigns under your Pass2U account.
barcode	String	Yes	The Information specific to the pass distribution's barcode.
checkoutAccount	String	Yes	The checkout account under your Pass2U account. It be set the related checkout campaign with the pass model

HTTP Request Headers

x-api-key: {API_Key}

Example Response Body

Returns HTTP response code 201, if the barcode is redeemed successfully.

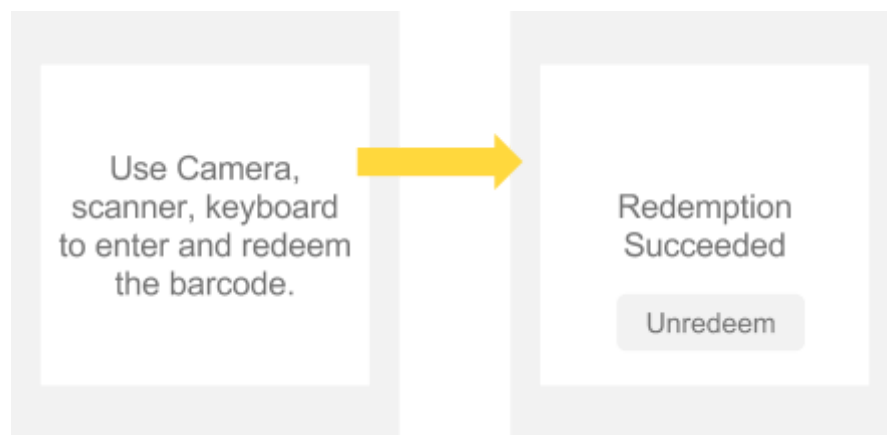
if the checkout account can cancel the used record of the barcode, the function URL will be shown in Location header.

```
Status: 201 Created , The barcode is redeemed successfully.  
content-type: application/json  
location:  
https://api.pass2u.net/v2/checkout/models/1185/campaigns/341/barcodes/63873671/records/273
```

```
{  
  "distributionId": "T2bzXfEuEFXx",  
  "unredeemable": true,  
  "redeemedAt": "2017-09-29T15:38:44",  
  "barcode": "63873671"  
}
```

Name	Description
distributionId	The unique identifier of the created pass distribution.
unredeemable	The checkout account can cancel the used record of the barcode.
redeemedAt	Time of redemption. ISO-8601 date format.
barcode	The Information specific to the pass distribution's barcode.

The following figure shows the recommend steps that occur when you request to redeem the pass :



Use the camera, barcode scanner or keyboard to enter and redeem the barcode. If the customer want to unredeem the pass, the unredeem the pass URL will include a Location header. The premise is that the checkout account have been authorized to improve if the checkout account need to cancel the used record.

Status: 400 Bad Request

modelId, campaignId, or barcode must be assigned.

Status: 401 Forbidden

API key is not valid. This account is not valid. No admin account.

Status: 400 Bad Request

The pass is expired.
The pass is voided.
The pass of the TickeBao order is refunded.
The pass of the TickeBo order is redeemed.
No TicketBao order details for this pass.
This campaign is not enabled.
This campaign does not start yet.
This campaign ends already.
This account is not assigned for the campaign.
The pass is already redeemed.
This account is not allowed to redeem.
Point / credit / stamp campaign is not supported yet.

Status: 404 Bad Request

This account is not assigned for any campaign. Not valid barcode. This campaign is not found.

Status: 500 Internal Error

Internal error

Unredeem the pass (One-time redemption)

Cancel the used record of the pass in the checkout campaign. Once you unredeem the pass, it can be redeemed again.

URL Structure

Method	URL
DELETE	https://api.pass2u.net/v2/checkout/models/{modelId}/campaigns/{campaignId}/barcodes/{barcode}/records?account={checkoutAccount}

Name	Type	Required	Description
modelId	String	Yes	The unique identifier of the pass model. it has been set up related checkout campaigns with this checkout account.

campaignId	String	Yes	The unique identifier of the checkout campaigns under your Pass2U account.
barcode	String	Yes	The Information specific to the pass distribution's barcode.

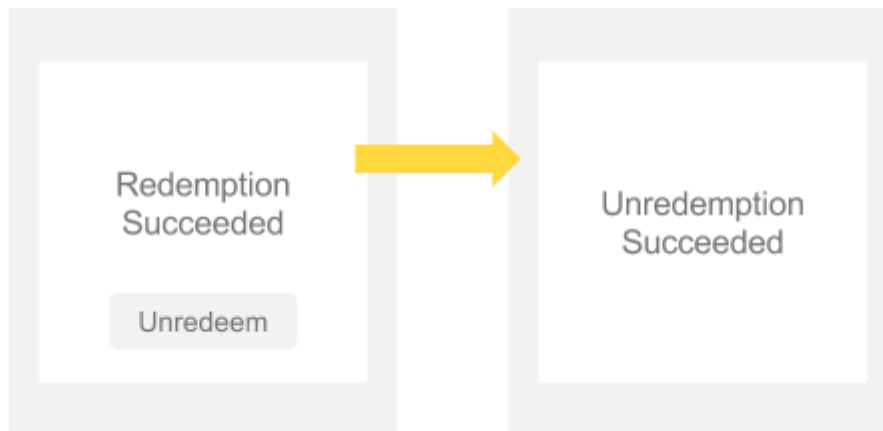
HTTP Request Headers

x-api-key: {API_Key}

Example Response Body

Status: 204 No Content, The barcode is unredeemed successfully

The following figure shows the recommend steps that occur when you request to unredeem the pass :



Status: 400 Bad Request

modelId, campaignId, or barcode must be assigned.

Status: 401 Forbidden

API key is not valid. This account is not valid. No admin account.

Status: 400 Bad Request

The pass is expired. The pass is voided.
The pass of the TickeBao order is refunded.
The pass of the TickeBao order is redeemed.
No TicketBao order details for this pass.
This campaign is not enabled.
This campaign does not start yet.
This campaign ends already.
This account is not assigned for the campaign.
The pass was not redeemed.
This account is not allowed to redeem.
Point / credit / stamp campaign is not supported yet

Status: 404 Bad Request

This account is not assigned for any campaign.
Not valid barcode. This campaign is not found.

Status: 500 Internal Error

Internal error